

Conva's Coffe Shop

Synthetic dataset

About Dataset:

- Covers Coffe Sales data over 6 month period
- From 1st of January 2023 to 30th of June 2023
- Covers data related to transaction and product



\$4,69
Average Order Size

Data Summary

\$699t
Total Sales

149t
Total Transactions

80
Total Products

Best sellers

Ranking	Product	Total Transactions
1	Crow's Nest Croissant	3076
2	Earl Grey Rg	3053
3	Jolly Roaster's Dark Chocolate Lg	3029
4	High Seas Chai Rg	3026
5	Shanty Blend Rg	3013

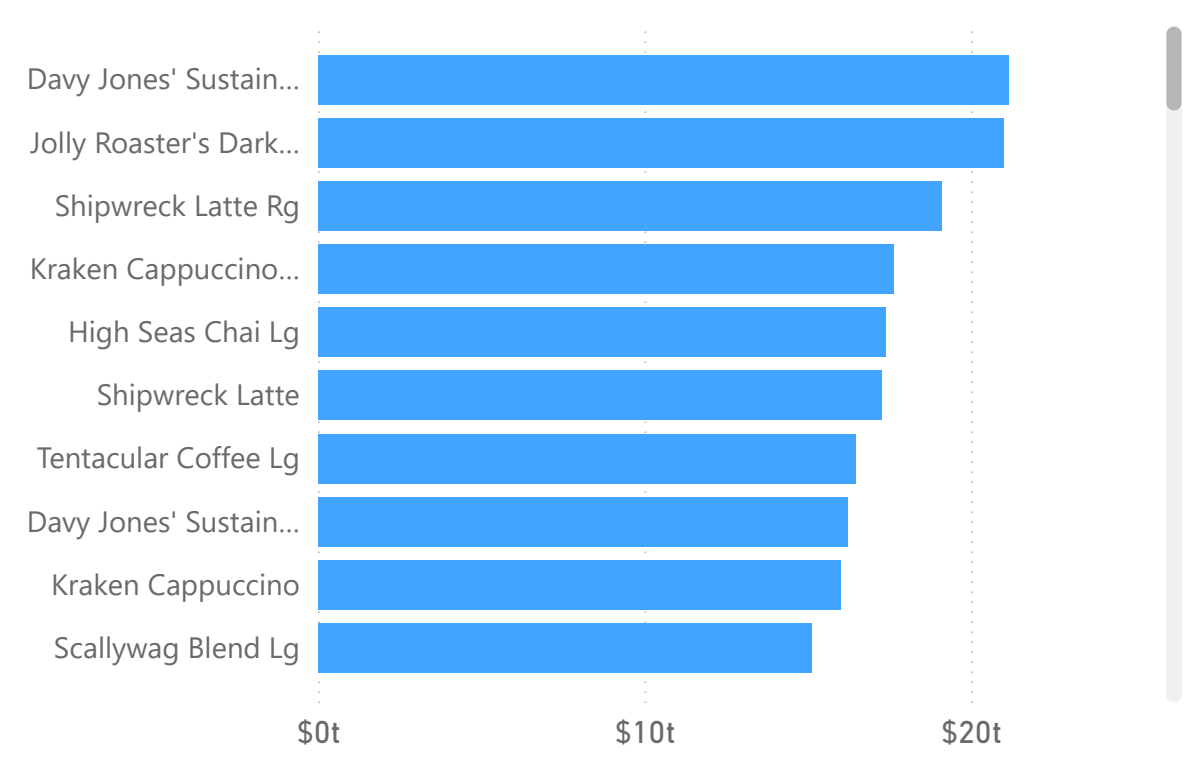
Crow's Nest Croissant

Best Seller

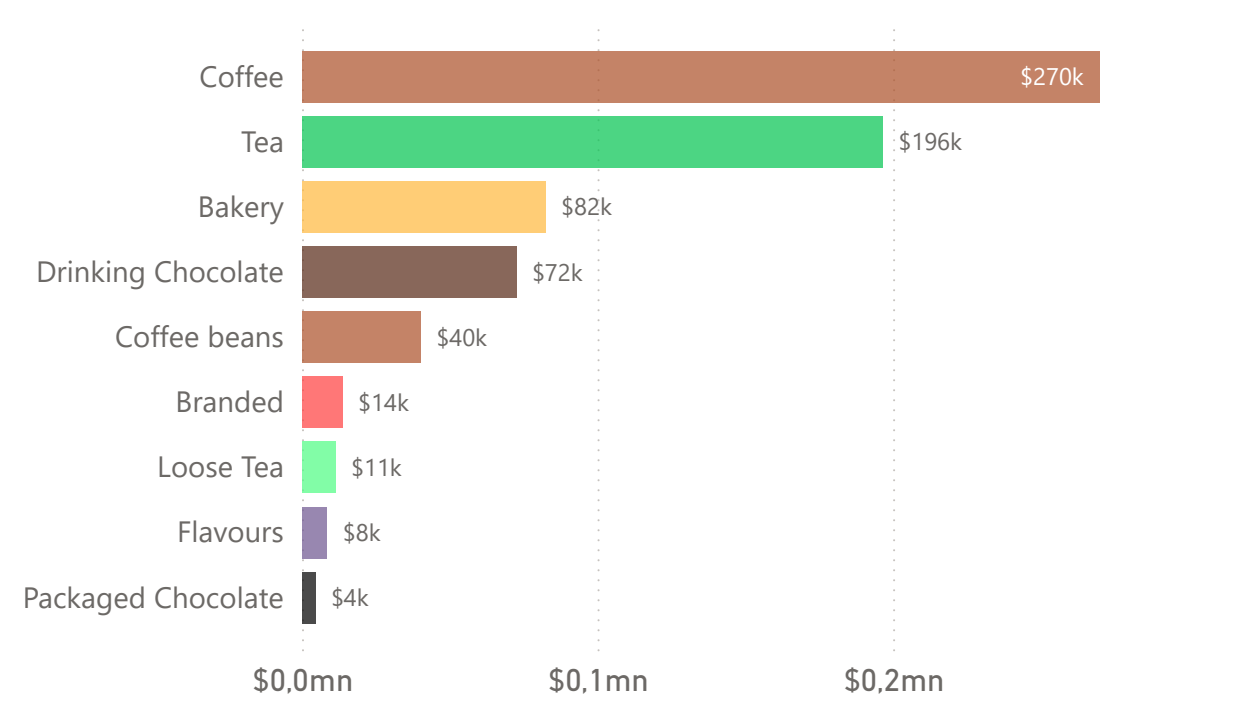
Davy Jones' Sustainably Grown Organic Hot Chocolate Lg

Top Earner

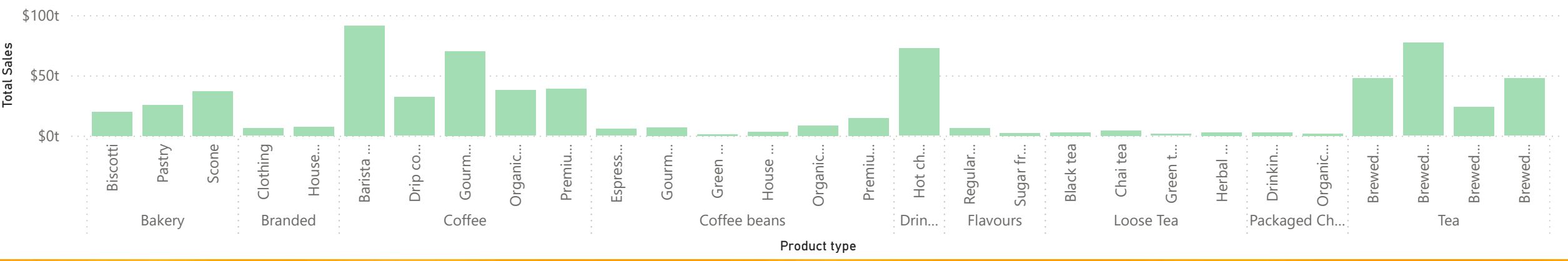
Top Earners



Total Sales of Sales by Product Category

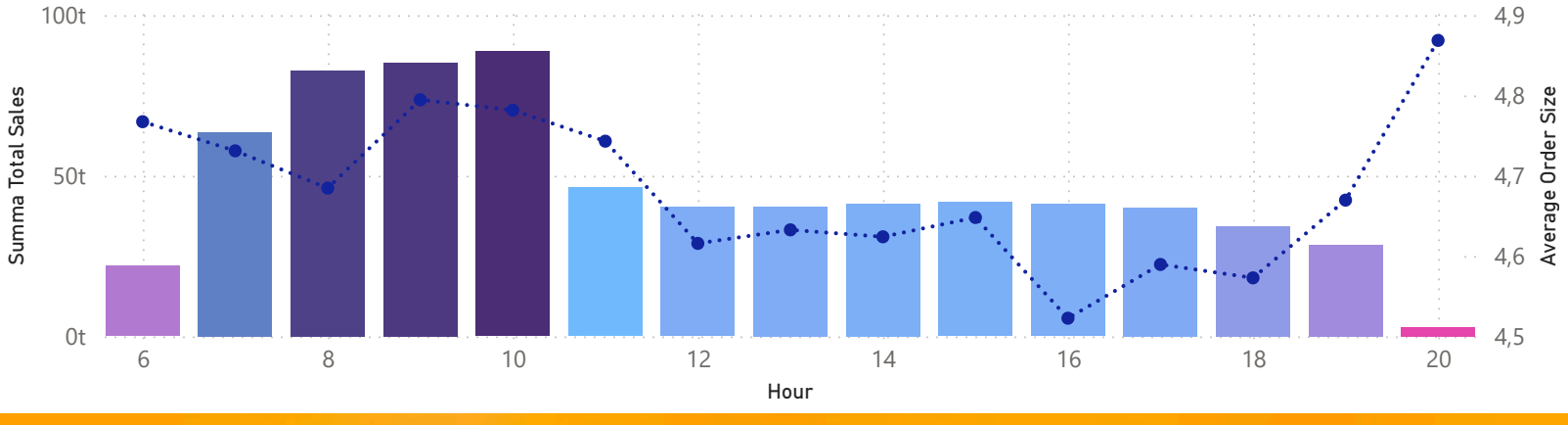


Total Sales by Product and Category

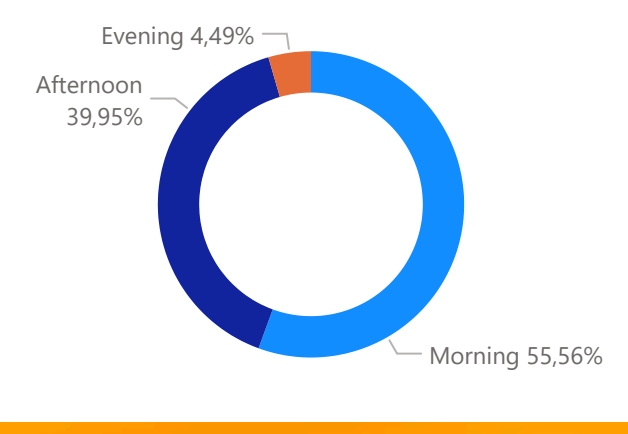


Key Insights - Time

Summa Total Sales och Average Order Size av Hour



Total Sales av Time of Day

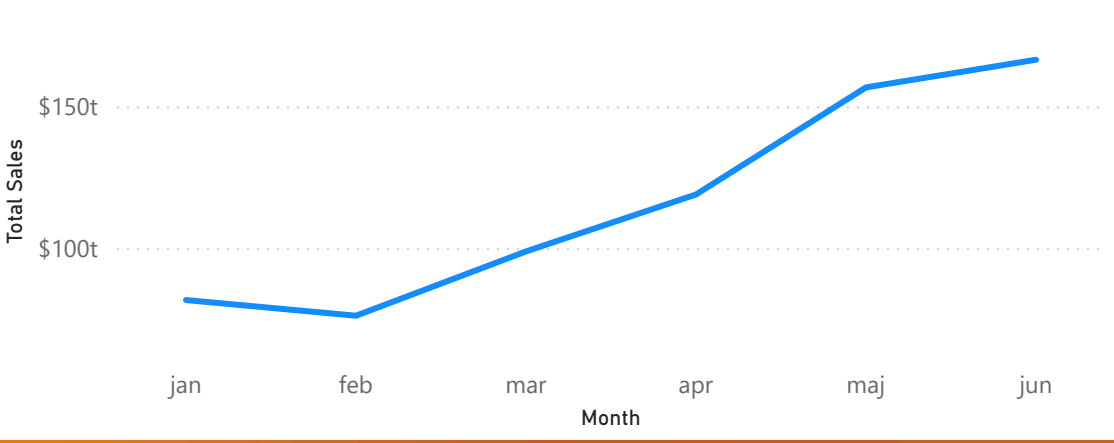


Sales by Day & Hour

Day	6	7	8	9	10	11	12	13	14	15	16	17	18	19	20
mån	7 179,09	6 139,64	5 771,26	6 463,31	6 159,49	6 139,06	5 927,35	5 106,15	4 615,2						
tis	5 877,41	5 172,64	5 443,46	5 621,26	5 852,24	5 723,78	5 609,85	4 304,36	3 907,29						
ons	7 055,85	5 540,35	6 223,15	5 872,42	5 974,31	5 640,76	5 643,55	5 166,31	4 828,5						
tor	6 898,55	6 073,93	5 972,46	6 114,61	6 087,68	6 400,13	6 027,33	5 294,91	4 529,16						
fre	6 827,84	5 685,49	5 499,49	5 840,33	6 098,13	5 654,93	5 687,14	5 129,84	4 106,29						
lör	6 361,41	5 957,75	5 549,45	5 626,89	5 946,50	5 825,73	5 444,70	4 645,40	3 970,9						
sön	6 118,99	5 622,95	5 908,18	5 765,62	5 614,75	5 728,46	5 788,35	4 732,48	4 006,7						

Forecast

Total Sales per Month so far



Dataset limited to first 6 months of 2023.
Simple forecast based on average monthly sales

Accumulated Total Sales of 2023 so far & Forecast

